

Global Investment (up to 100% shares) Fund

31 May 2026

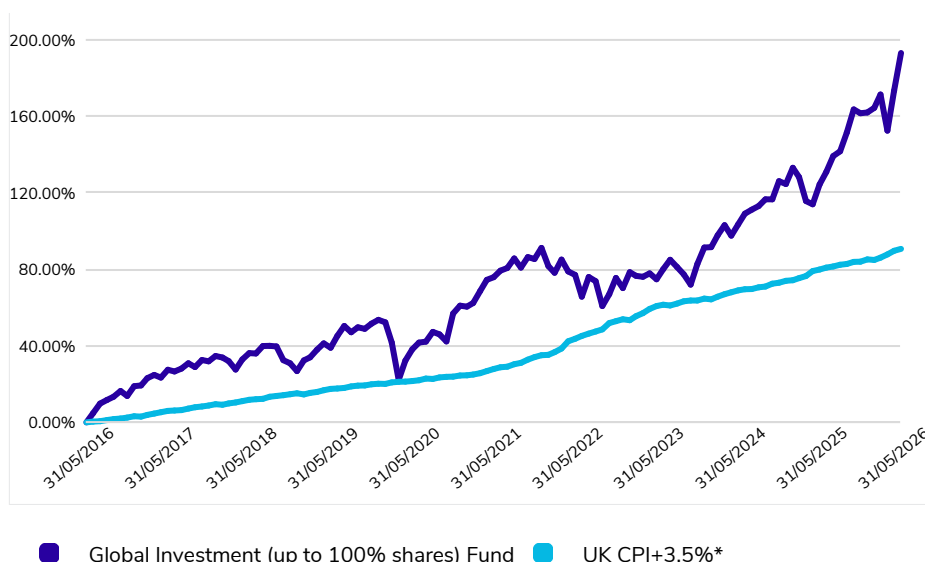
This document is provided for informational purposes only and should not be construed in any way as giving investment advice. Past performance is not necessarily a guide to future performance, as the value of the units may go up or down and any return is not guaranteed. Performance targets for funds with a UK Consumer Price+ performance target were changed in April 2022 and April 2026

Investment objective

The Global Investments (up to 100% shares) Fund is a higher-risk fund that aims to achieve long-term capital growth by primarily investing across the UK and overseas equity markets. The fund may hold additional diversifying asset classes.

Performance (net of 0.5% AMC)

Indexed Performance



Fund information	
Unit Price (29/05/2026)	£19.761
Launch Date	08/04/2013
Fund Size (29/05/2026)	£2,288.4 Million
Performance Target	UK Consumer Price Index +3.5% p.a (3.0% until 01/04/2026)
AMC*	0.50%
Citi Code	KOVT
ISIN	GB00BY2NK05
Sedol	BY2NK0
*The charges are based on standard scheme charges. If you have more than £3,000 saved with us, you will get a rebate on your annual management charge (AMC). Find out more.	

Cumulative performance to 31-05-2026

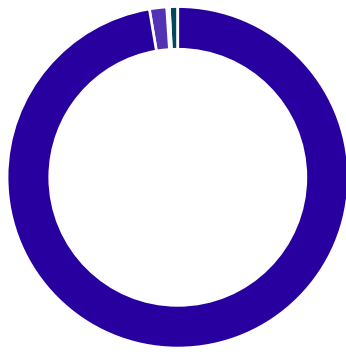
	1 Year	3 Years	5 Years	10 Years
Global Investment (up to 100% shares) Fund	30.7%	67.7%	66.6%	193.1%
UK CPI+3.5%*	6.0%	18.6%	49.1%	90.7%

Discrete performance to 31-05-2026

	31/05/21-31/05/22	31/05/22-31/05/23	31/05/23-31/05/24	31/05/24-31/05/25	31/05/25-31/05/26
Global Investment (up to 100% shares) Fund	0.7%	-1.3%	16.4%	10.2%	30.7%
UK CPI+3.5%*	12.4%	11.9%	5.1%	6.4%	6.0%

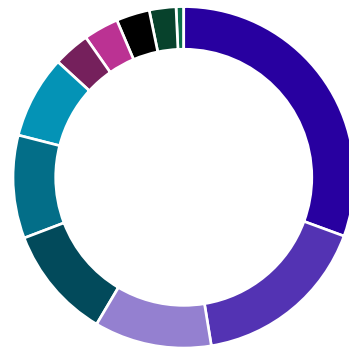
Asset allocation as at 31-05-2026

Asset Breakdown



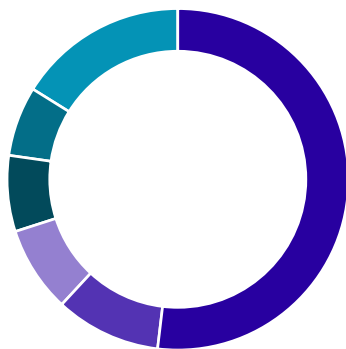
Shares	97.3%
Bond	1.6%
Cash	0.2%
Other	0.8%

Sector breakdown shares



Technology	30.6%
Financial Services	16.8%
Healthcare	11.1%
Consumer Cyclical	10.7%
Industrials	9.8%
Communication Services	7.8%
Real Estate	3.5%
Consumer Defensive	3.3%
Utilities	3.2%
Basic Materials	2.5%
Energy	0.7%

Region breakdown shares



United States	51.9%
Japan	10.0%
Eurozone	8.2%
United Kingdom	7.2%
Asia - Emerging	6.6%
Rest of the world	16.1%

Top 10 Holdings

NVIDIA Corp	3.72%
Apple Inc	3.09%
Broadcom Inc Canadian Depository Receipt (CAD Hedged)	2.89%
Amazon.com Inc	2.60%
Taiwan Semiconductor Manufacturing Co Ltd	2.37%
Microsoft Corp	2.14%
Tesla Inc CDR	2.12%
Alphabet Inc Class A	1.70%
E-mini S&P 500 Future June 26	1.54%
Alphabet Inc Class C	1.42%